








AccessArt 2024-2025

	Autumn Term	Spring Term	Summer Term
EYFS Expressive Arts and Design <u>Exploration</u> What Can We See? How Can We Explore Colour? How Can We Build Worlds? How Can We Explore Materials & Marks? How Can We Explore 3d Materials? How Can We Use Our Bodies to Make Art? How Can We Use Our Imaginations? <u>Aims</u> Build dexterity skills Explore materials and mark making in a playful way Use bodies and imaginations to inspire making Explore how they can reflect and share their views about what they have seen or made Explore how art enriches our lives	<u>Autumn 1</u> Self Portraits – Independent, using just a pencil - assessment piece. The Dot exploring autumnal colour mixing. Leaf man How can we explore colour? http://www.accessart.org.uk/collaging-with-wax-crayon-rubbings/ Observational drawings - using chunky crayons of Autumn findings	<u>Spring 1</u> How can we build worlds? https://www.accessart.org.uk/matchboxworlds/ (Polar Regions) Explore: printing - Polar bears. Explore: collage - penguins Explore Cold Colours Make ice paint Owl/Bird - malleable A range of materials	<u>Summer 1</u> Earth Day How can we use our bodies to make art? http://www.accessart.org.uk/hands-feet-and-flowers/ Create a Butterfly Watercolour/ Pipettes Food colouring Monet - Use fingers to paint, mix and apply texture.
	<u>Autumn 2</u> How can we explore materials and marks? http://www.accessart.org.uk/mark-making-and-sound-part-two/ Jackson Pollock. Splatter painting 2D rockets for display What can we see? http://www.accessart.org.uk/finding-circles/ Create a poppy on malleable table. How can we explore 3d materials? http://www.accessart.org.uk/how-to-clay-play/ Vincent Van Gogh- Starry Night Design a Christmas Card/hat	<u>Spring 2</u> How can we use our imaginations? http://www.accessart.org.uk/fruit-and-veg-head/ Observational paintings/drawings of Daffodils Paintings of Mummy's Create a Mother's Day Card Vivienne Westwood Create outfits for peg dolls Easter Craft	<u>Summer 2</u> Arcimboldo Art Printing with vegetables Explore warm colours- create a palette of different shades. Land artist Jon Foreman Create art using shells, pebbles & sand. Independent self Portrait with name. To be framed next to their first self-portrait for their parents end of year gift

Three- and four-year olds	Expressive Arts and Design		<p>Explore different materials freely, in order to develop their ideas about how to use them and what to make.</p> <p>Develop their own ideas and then decide which materials to use to express them.</p> <p>Join different materials and explore different textures.</p> <p>Create closed shapes with continuous lines, and begin to use these shapes to represent objects.</p> <p>Draw with increasing complexity and detail, such as representing a face with a circle and including details.</p> <p>Use drawing to represent ideas like movement or loud noises.</p> <p>Show different emotions in their drawings and paintings, like happiness, sadness, fear, etc.</p> <p>Explore colour and colour mixing.</p>
Reception	Expressive Arts and Design		<p>Explore, use and refine a variety of artistic effects to express their ideas and feelings.</p> <p>Return to and build on their previous learning, refining ideas and developing their ability to represent them.</p> <p>Create collaboratively, sharing ideas, resources and skills.</p>
	Physical Development		<p>Develop their small motor skills so that they can use a range of tools competently, safely and confidently.</p> <p>Use their core muscle strength to achieve a good posture when sitting at a table or sitting on the floor.</p> <p>Develop overall body-strength, balance, coordination and agility.</p>
ELG	Expressive Arts & Design	Creating with Materials	<p>Safely use and explore a variety of materials, tools and techniques, experimenting with colour, design, texture, form and function.</p> <p>Share their creations, explaining the process they have used.</p>
	Physical Development	Fine Motor Skills	<p>Hold a pencil effectively in preparation for fluent writing – using the tripod grip in almost all cases.</p> <p>Use a range of small tools, including scissors, paintbrushes and cutlery.</p> <p>Begin to show accuracy and care when drawing.</p>

	Autumn Term	Spring Term	Summer Term
Year 1 Art 	Start of the year - Self Portrait <u>Spirals</u> Using drawing, collage and mark-making to explore spirals. Introducing sketchbooks. Topic: Drawing & Sketchbooks	<u>Simple Printmaking</u> Explore simple ways to make a print. Use line, shape, colour and texture to explore pattern, sequencing and symmetry. Topic: Print, Colour, Collage	<u>Making Birds</u> Sculptural project beginning with making drawings from observation, exploring media, and transforming the drawings from 2d to 3d to make a bird. Topic: Making
	Autumn Term	Spring Term	Summer Term
Year 2 Art 	Start of the year - Self Portrait <u>Explore & Draw</u> Introducing the idea that artists can be collectors & explorers as they develop drawing and composition skills. Topic: Drawing and Sketchbooks	<u>Expressive Painting</u> Explore how painters sometimes use paint in an expressive and gestural way. Explore colour mixing and experimental mark making to create abstract still lifes. Topic: Paint, Texture, Colour	<u>Be An Architect</u> Exploring architecture and creating architectural models. Topic: Working in 3 Dimensions
	Autumn Term	Spring Term	Summer Term
Year 3 Art 	Start of the year - Self Portrait <u>Gestural Drawing with Charcoal</u> Making loose, gestural drawings with charcoal, and exploring drama and performance. Topic: Drawing and Sketchbooks	<u>Working with Shape and Colour</u> “Painting with Scissors”: Collage and stencil in response to looking at artwork. Topic: Print, Colour, Collage	<u>Telling Stories Through Drawing & Making</u> Explore how artists are inspired by other art forms – in this case how we make sculpture inspired by literature and film. Topic: Making

	Topic: Drawing & Sketchbooks		Topic: Working in 3 Dimensions
	Autumn Term	Spring Term	Summer Term
Year 4 Art 	Start of the year- Self-portrait <u>Storytelling Through Drawing</u> Explore how artists create sequenced drawings to share and tell stories. Create accordian books or comic strips to retell poetry or prose through drawing. Topic: Drawing and Sketchbooks	<u>Exploring Still Life</u> Explore artists working with the genre of still life, contemporary and more traditional. Create your own still life inspired art work. Topic: Paint, Surface, Texture	<u>Sculpture, Structure, Inventiveness & Determination</u> What can artists learn from nature? Topic: Working in 3 Dimensions
	Autumn Term	Spring Term	Summer Term
Year 5 Art 	Start of the year- Self portrait <u>Typography & Maps</u> Exploring how we can create typography through drawing and design, and use our skills to create personal and highly visual maps. Topic: Drawing and Sketchbooks	<u>Mixed Media Land & City Scapes</u> Explore how artists use a variety of media to capture spirit of the place. Topic: Paint, Surface, Texture	<u>Set Design</u> Explore creating a model set for theatre or animation inspired by poetry, prose, film or music Topic: Making in 3D.
	Autumn Term	Spring Term	Summer Term

<p>Year 6</p> <p>Art</p> 	<p>Start of the year - Self portrait</p> <p><u>2D Drawing to 3D Making</u></p> <p>Explore how 2D drawings can be transformed to 3D objects. Work towards a sculptural outcome or a graphic design outcome.</p> <p>Topic: Drawing and Sketchbooks</p>	<p><u>Activism</u></p> <p>Explore how artists use their skills to speak on behalf of communities. Make art about things you care about.</p> <p>Topic: Printing, Collaging, Drawing</p>	<p><u>Brave Colour</u></p> <p>Exploring how artists use light, form and colour to create immersive environments.</p> <p>Topic: Installation Art, Sketchbooks</p>
--	---	--	--